

## CLIO CUP FRANCE & CENTRAL EUROPE SPA EURO RACE QUALIFYING 1

### Provisional Classification

Nr.	Driver	Nat	Team	Car	Time	Lap	Total	Gap	Kph
1	69 Sebastiaan Bleekemolen	NLD	Team Bleekemolen		2:44.371	6	7	-	153.4
2	177 Jeremy Sarhy		VIC TEAM		2:44.822	6	7	+0.451	153.0
3	2 Marc Guillot		MILAN COMPETITION		2:45.190	4	6	+0.819	152.6
4	105 Nicolas Milan		MILAN COMPETITION		2:45.194	4	5	+0.823	152.6
5	56 Rene Steenmetz	NLD	Team Bleekemolen		2:45.545	7	7	+1.174	152.3
6	27 Benoit Castagne		RAIWOIT RACING		2:45.712	7	7	+1.341	152.2
7	85 Thibaut Bossy		TEAM TB2S		2:45.734	5	7	+1.363	152.1
8	39 David Pouget		GPA RACING		2:45.957	7	7	+1.586	151.9
9	47 Dorian Guldenfels		RAIWOIT RACING		2:46.269	4	7	+1.898	151.6
10	11 Tomas Pekar	CZE	Carpek Service		2:46.405	4	6	+2.034	151.5
11	211 Corentin Tierce		TIERCE RACING		2:46.458	7	7	+2.087	151.5
12	31 Karol Urbaniak	POL	BM Racing Team		2:46.469	5	6	+2.098	151.5
13	3 Loris Prattes	DEU	Schlappi Race-Tec		2:46.650	7	7	+2.279	151.3
14	17 Albert Legutko	POL	BM Racing Team		2:46.658	4	6	+2.287	151.3
15	66 Niklas Mackschin	DEU	Ahrens Racing Team		2:46.691	6	7	+2.320	151.3
16	34 Pierre Tierce		TIERCE RACING		2:46.843	6	7	+2.472	151.1
17	20 Bartosz Paziewski	POL	Seyffarth Motorsport		2:47.114	5	7	+2.743	150.9
18	7 Mickael Carree		T2CM		2:47.307	4	7	+2.936	150.7
19	54 Michael Bleekemolen	NLD	Team Bleekemolen		2:47.520	4	7	+3.149	150.5
20	25 Denis Bulatov	RUS	Seyffarth Motorsport		2:47.572	4	5	+3.201	150.5
21	69 Jeremy Curty		CARMINE COMPETITION		2:47.641	4	7	+3.270	150.4
22	26 Pierre-Etienne Chaumat		TB2S		2:47.712	4	7	+3.341	150.3
23	5 Kevin Landwehr	DEU	Schlaug Motorsport		2:47.904	4	7	+3.533	150.2
24	55 Stephan Polderman	BEL	Team Bleekemolen		2:47.940	3	5	+3.569	150.1
25	33 Daniel Nyffeler	CHE	No name fighter		2:48.015	4	6	+3.644	150.1
26	9 Andreas Stucki	CHE	Stucki Motorsport		2:48.098	3	6	+3.727	150.0
27	41 David Pajot		LMV SPORT		2:48.632	5	7	+4.261	149.5
28	23 Sandro Soubek	AUT	MAIR Racing Osttirol		2:48.693	4	5	+4.322	149.5
29	44 Lisa Brunner	DEU	Stucki Motorsport		2:48.890	7	7	+4.519	149.3
30	77 Dominique Schaak	DEU	Ahrens Racing Team		2:48.992	5	6	+4.621	149.2
31	6 René Leutenegger	CHE	No name fighter		2:49.139	4	7	+4.768	149.1
32	78 Jérôme Da Ros		CARMINE COMPETITION		2:49.837	7	7	+5.466	148.5
33	57 Aarni Salminen	FIN	Salminen Racing		2:49.881	3	6	+5.510	148.4
34	19 Robin Rogalski	POL	Seyffarth Motorsport		2:49.925	6	6	+5.554	148.4
35	144 Veenesh Shunker		CLAIRET SPORT		2:49.943	4	7	+5.572	148.4
36	4 Tomasz Wojcik	DEU	Stucki Motorsport		2:49.994	7	7	+5.623	148.3
37	50 Gregory Touzalin		MILAN COMPETITION		2:50.141	7	7	+5.770	148.2
38	111 Mathieu Lannepoudenx		MILAN COMPETITION		2:50.343	5	7	+5.972	148.0
39	155 Adeline Prudent		CARMINE COMPETITION		2:50.459	6	7	+6.088	147.9
40	12 Emmanuel Raffin		AUTOSPORT GP		2:50.584	6	6	+6.213	147.8
41	71 Euripides Hatzistefanis		TEAM VRT		2:52.136	5	6	+7.765	146.5
42	30 Max Zschuppe	DEU	Seyffarth Motorsport		2:52.144	5	6	+7.773	146.5
43	63 Stéphane Auriacombe		TIERCE RACING		2:52.189	4	7	+7.818	146.4
44	40 Vincent Brunerie		MILAN COMPETITION		2:52.198	7	7	+7.827	146.4
45	72 Kevin Jimenez		GPA RACING		2:52.212	2	6	+7.841	146.4
46	15 Lucas Groeneveld	POL	Certainty Racing Team		2:52.325	6	6	+7.954	146.3
47	117 Guillaume Savoldelli		TB2S		2:53.873	2	6	+9.502	145.0
48	24 Antonio Citera	AUT	RTM Motorsport		2:54.220	7	7	+9.849	144.7
49	123 Jordi Palomeras		MILAN COMPETITION		2:56.451	5	5	+12.080	142.9
50	110 Eric Rollery		CARMINE COMPETITION		2:56.502	7	7	+12.131	142.9
51	115 Samuel Raffin		AUTOSPORT GP		2:58.507	6	6	+14.136	141.3
52	16 Come Raffin		AUTOSPORT GP		2:59.339	5	6	+14.968	140.6

Not classified:

29 Melvin de Groot

NLD Team Bleekemolen

CE

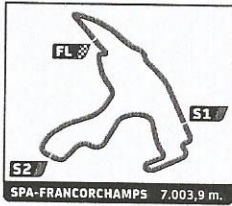
Fastest Lap

Lap 6

Sebastiaan Bleekemolen

2:44.371

153.4 Kph



**CLIO CUP FRANCE & CENTRAL EUROPE**  
SPA EURO RACE  
QUALIFYING 1

Provisional Classification

Nr. Driver	Nat	Team	Car	Time	Lap Total	Gap	Kph
------------	-----	------	-----	------	-----------	-----	-----

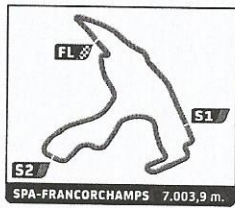
SOME LAPTIMES DELETED OF CARS: 27-47-110-72-41-16-55-4-20-85-31-71-78-5-69-144-211-63-50-169-177-66-26-5-4-5  
SOME LAPTIMES AND BEST LAPTIME DELETED TO CAR N° 117

DRY

Race Director:

Joel DO VALE  
RACE DIRECTOR  
FFSA 7681

Timekeeper:



## CLIO CUP FRANCE & CENTRAL EUROPE SPA EURO RACE QUALIFYING 1

### Provisional Classification by Class

Nr. Driver	Nat	Team	Car	Time	Lap Total	Gap	Kph
<b>CE</b>							
1	69	Sebastian Bleekemolen	NLD Team Bleekemolen	2:44.371	6 7		153.4
2	56	Rene Steenmetz	NLD Team Bleekemolen	2:45.545	7 7	+1.174 +1.174	152.3
3	11	Tomas Pekar	CZE Carpek Service	2:46.405	4 6	+2.034 +0.860	151.5
4	31	Karol Urbaniak	POL BM Racing Team	2:46.469	5 6	+2.098 +0.064	151.5
5	3	Loris Prattes	DEU Schläppi Race-Tec	2:46.650	7 7	+2.279 +0.181	151.3
6	17	Albert Legutko	POL BM Racing Team	2:46.658	4 6	+2.287 +0.008	151.3
7	66	Niklas Mackschin	DEU Ahrens Racing Team	2:46.691	6 7	+3.220 +0.033	151.3
8	20	Bartosz Paziewski	POL Seyffarth Motorsport	2:47.114	5 7	+2.743 +0.423	150.9
9	54	Michael Bleekemolen	NLD Team Bleekemolen	2:47.520	4 7	+3.149 +0.406	150.5
10	25	Denis Bulatov	RUS Seyffarth Motorsport	2:47.572	4 5	+3.201 +0.052	150.5
11	5	Kevin Landwehr	DEU Schlaug Motorsport	2:47.904	4 7	+3.533 +0.332	150.2
12	55	Stephan Polderman	BEL Team Bleekemolen	2:47.940	3 5	+3.569 +0.036	150.1
13	33	Daniel Nyffeler	CHE No name fighter	2:48.015	4 6	+3.644 +0.075	150.1
14	9	Andreas Stucki	CHE Stucki Motorsport	2:48.098	3 6	+3.727 +0.083	150.0
15	23	Sandro Soubek	AUT MAIR Racing Osttirol	2:48.693	4 5	+4.322 +0.595	149.5
16	44	Lisa Brunner	DEU Stucki Motorsport	2:48.890	7 7	+4.519 +0.197	149.3
17	77	Dominique Schaak	DEU Ahrens Racing Team	2:48.992	5 6	+4.621 +0.102	149.2
18	6	René Leutenegger	CHE No name fighter	2:49.139	4 7	+4.768 +0.147	149.1
19	57	Aarni Salminen	FIN Salminen Racing	2:49.881	3 6	+5.510 +0.742	148.4
20	19	Robin Rogalski	POL Seyffarth Motorsport	2:49.925	6 6	+5.554 +0.044	148.4
21	4	Tomasz Wojcik	DEU Stucki Motorsport	2:49.994	7 7	+5.623 +0.069	148.3
22	30	Max Zschuppe	DEU Seyffarth Motorsport	2:52.144	5 6	+7.773 +2.150	146.5
23	15	Lucas Groeneveld	POL Certainty Racing Team	2:52.325	6 6	+7.954 +0.181	146.3
24	24	Antonio Citera	AUT RTM Motorsport	2:54.220	7 7	+9.849 +1.895	144.7
<b>Not classified:</b>							
29	Melvin de Groot	NLD Team Bleekemolen					

Nr. Driver	Nat	Team	Car	Time	Lap Total	Gap	Kph
<b>FRA</b>							
1	177	Jeremy Sarhy	VIC TEAM	2:44.822	6 7		153.0
2	2	Marc Guillot	MILAN COMPETITION	2:45.190	4 6	+0.368 +0.368	152.6
3	105	Nicolas Milan	MILAN COMPETITION	2:45.194	4 5	+0.372 +0.004	152.6
4	27	Benoit Castagne	RAIWOIT RACING	2:45.712	7 7	+0.890 +0.518	152.2
5	85	Thibaut Bossy	TEAM TB2S	2:45.734	5 7	+0.912 +0.022	152.1
6	39	David Pouget	GPA RACING	2:45.957	7 7	+1.135 +0.223	151.9
7	47	Dorian Guldenfels	RAIWOIT RACING	2:46.269	4 7	+1.447 +0.312	151.6
8	211	Corentin Tierce	TIERCE RACING	2:46.458	7 7	+1.636 +0.189	151.5
9	34	Pierre Tierce	TIERCE RACING	2:46.843	6 7	+2.021 +0.385	151.1
10	7	Mickael Carree	T2CM	2:47.307	4 7	+2.485 +0.464	150.7
11	169	Jeremy Curty	CARMINE COMPETITION	2:47.641	4 7	+2.819 +0.334	150.4
12	26	Pierre-Etienne Chaumat	TB2S	2:47.712	4 7	+2.890 +0.071	150.3
13	41	David Pajot	LMV SPORT	2:48.632	5 7	+3.810 +0.920	149.5
14	78	Jerôme Da Ros	CARMINE COMPETITION	2:49.837	7 7	+5.015 +1.205	148.5
15	144	Veenesh Shunker	CLAIRET SPORT	2:49.943	4 7	+5.121 +0.106	148.4
16	50	Gregory Touzalin	MILAN COMPETITION	2:50.141	7 7	+5.319 +0.198	148.2
17	111	Mathieu Lannepoudenx	MILAN COMPETITION	2:50.343	5 7	+5.521 +0.202	148.0
18	155	Adeline Prudent	CARMINE COMPETITION	2:50.459	6 7	+5.637 +0.116	147.9
19	12	Emmanuel Raffin	AUTOSPORT GP	2:50.584	6 6	+5.762 +0.125	147.8
20	71	Euripides Hatzistefanis	TEAM VRT	2:52.136	5 6	+7.314 +1.552	146.5
21	63	Stéphane Auriacombe	TIERCE RACING	2:52.189	4 7	+7.367 +0.053	146.4
22	40	Vincent Brunerie	MILAN COMPETITION	2:52.198	7 7	+7.376 +0.009	146.4
23	72	Kevin Jimenez	GPA RACING	2:52.212	2 6	+7.390 +0.014	146.4
24	117	Guillaume Savoldelli	TB2S	2:53.873	2 6	+9.051 +1.661	145.0
25	123	Jordi Palomeras	MILAN COMPETITION	2:56.451	5 5	+11.629 +2.578	142.9
26	110	Eric Rollery	CARMINE COMPETITION	2:56.502	7 7	+11.680 +0.051	142.9
27	115	Samuel Raffin	AUTOSPORT GP	2:58.507	6 6	+13.685 +2.005	141.3
28	16	Come Raffin	AUTOSPORT GP	2:59.339	5 6	+14.517 +0.832	140.6

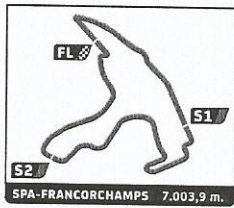
SOME LAPTICES DELETED OF CARS: 27-47-110-72-41-16-55-4-20-85-31-71-78-5-69-144-211-63-50-169-177-66-26-6-4-5  
SOME LAPTICES AND BEST LAP TIME DELETED TO CAR N° 117

Published at: .....

Race Director: **Joël DO VALE**  
RACE DIRECTOR  
FFSA 7681

Track Status: **DRY**

Timekeeper: **Stefano**



## CLIO CUP FRANCE & CENTRAL EUROPE SPA EURO RACE QUALIFYING 1

### Provisional Classification by Group

Nr.	Driver	Nat	Team	Car	Time	Lap	Total	Gap	Kph
<b>CE-G</b>									
1	56 Rene Steenmetz	NLD	Team Bleekemolen		2:45.545	7	7		152.3
2	54 Michael Bleekemolen	NLD	Team Bleekemolen		2:47.520	4	7	+1.975	150.5
3	55 Stephan Polderman	BEL	Team Bleekemolen		2:47.940	3	5	+2.395	150.1
4	6 René Leutenegger	CHE	No name fighter		2:49.139	4	7	+3.594	149.1
5	24 Antonio Citera	AUT	RTM Motorsport		2:54.220	7	7	+8.675	144.7
<b>CE-R</b>									
1	31 Karol Urbaniak	POL	BM Racing Team		2:46.469	5	6		151.5
2	3 Loris Prattes	DEU	Schläppi Race-Tec		2:46.650	7	7	+0.181	151.3
3	17 Albert Legutko	POL	BM Racing Team		2:46.658	4	6	+0.189	151.3
4	20 Bartosz Paziewski	POL	Seyffarth Motorsport		2:47.114	5	7	+0.645	150.9
5	25 Denis Bulatov	RUS	Seyffarth Motorsport		2:47.572	4	5	+1.103	150.5
6	5 Kevin Landwehr	DEU	Schlaug Motorsport		2:47.904	4	7	+1.435	150.2
7	19 Robin Rogalski	POL	Seyffarth Motorsport		2:49.925	6	6	+3.456	148.4
8	30 Max Zschuppe	DEU	Seyffarth Motorsport		2:52.144	5	6	+5.675	146.5
9	15 Lucas Groeneveld	POL	Certainty Racing Team		2:52.325	6	6	+5.856	146.3
<b>FRA-G</b>									
1	7 Mickael Carree		T2CM		2:47.307	4	7		150.7
2	41 David Pajot		LMV SPORT		2:48.632	5	7	+1.325	149.5
3	50 Gregory Touzaline		MILAN COMPETITION		2:50.141	7	7	+2.834	148.2
4	12 Emmanuel Raffin		AUTOSPORT GP		2:50.584	6	6	+3.277	147.8
5	71 Euripides Hatzistefanis		TEAM VRT		2:52.136	5	6	+4.829	146.5
6	63 Stéphane Auriacombe		TIERCE RACING		2:52.189	4	7	+4.882	146.4
7	110 Eric Rollery		CARMINE COMPETITION		2:56.502	7	7	+9.195	142.9
8	115 Samuel Raffin		AUTOSPORT GP		2:58.507	6	6	+11.200	141.3
<b>FRA-J</b>									
1	47 Dorian Guldenfels		RAIWOIT RACING		2:46.269	4	7		151.6
2	211 Corentin Tierce		TIERCE RACING		2:46.458	7	7	+0.189	151.5
3	34 Pierre Tierce		TIERCE RACING		2:46.843	6	7	+0.574	151.1
4	111 Mathieu Lannepoudenx		MILAN COMPETITION		2:50.343	5	7	+4.074	148.0
5	155 Adeline Prudent		CARMINE COMPETITION		2:50.459	6	7	+4.190	147.9
6	40 Vincent Brunerie		MILAN COMPETITION		2:52.198	7	7	+5.929	146.4
7	72 Kevin Jimenez		GPA RACING		2:52.212	2	6	+5.943	146.4
8	16 Come Raffin		AUTOSPORT GP		2:59.339	5	6	+13.070	140.6

SOME LAPTICES DELETED OF CARS: 27-47-110-72-41-16-55-4-20-85-31-71-78-5-69-144-211-63-50-169-177-66-26-6-4-5  
SOME LAPTICES AND BEST LAPTIME DELETED TO CAR N° 117

Published at: .....

Track Status: **DRY**

Race Director:

Joel DO VALE  
RACE DIRECTOR  
FFSA 7681

Timekeeper:

*[Signature]*